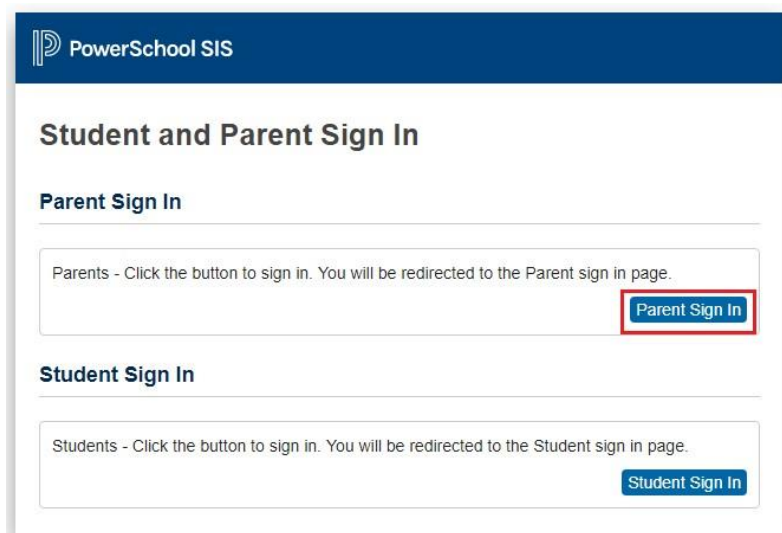


# Instructions for creating a Unified Classroom account and associating an existing Parent Portal Account

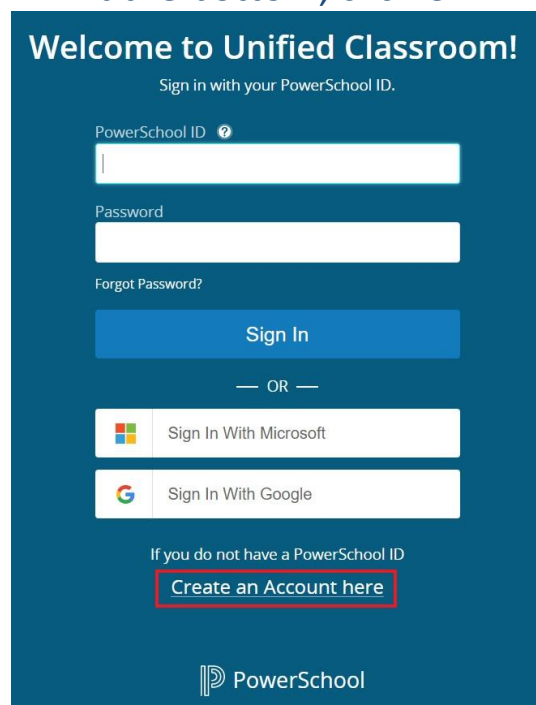
NOTE – Please use [Google Chrome](#) to create this account and future access to Unified Classroom

Goto – <https://ps.ucs.misd.net/public>.

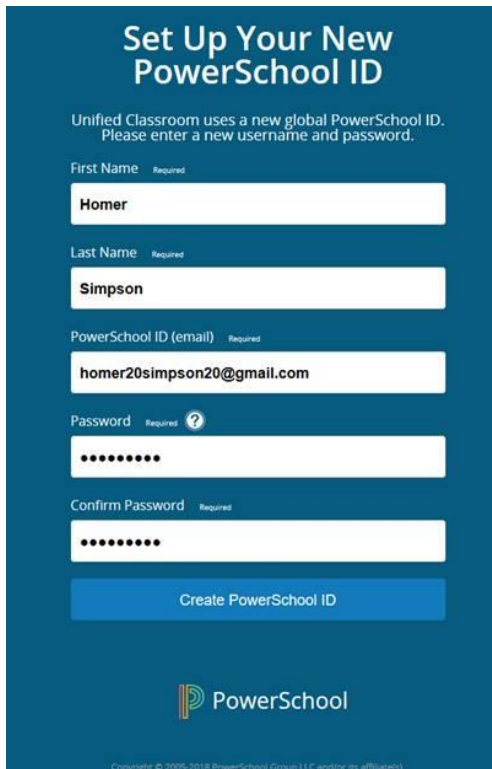
1 – Click Parent Sign In



2 – At the bottom, click CREATE AN ACCOUNT HERE



3 - Enter your First Name, Last Name, Email Address, and create a password that is a minimum of 8 characters, with at least one uppercase letter, one lowercase letter and one number. When all fields are filled, click the CREATE POWERSCHOOL ID button.




**Set Up Your New PowerSchool ID**

Unified Classroom uses a new global PowerSchool ID.  
Please enter a new username and password.

First Name Required


Last Name Required

PowerSchool ID (email) Required

Password Required 

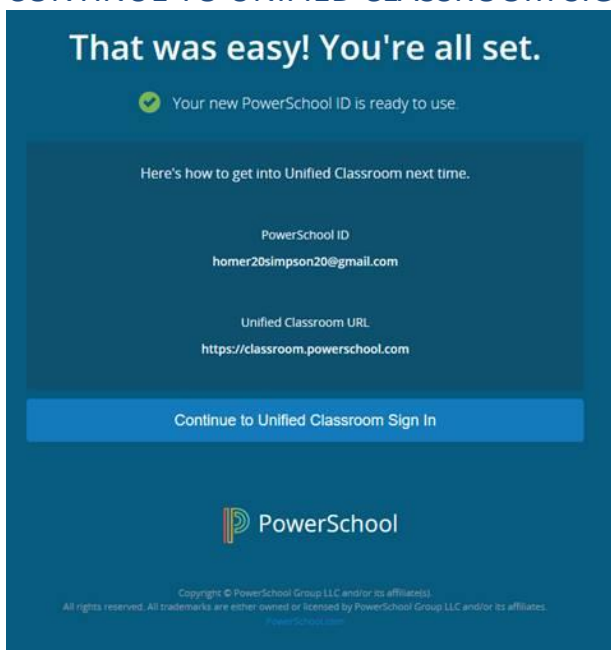
Confirm Password Required

[Create PowerSchool ID](#)


 PowerSchool

Copyright © 2005-2018 PowerSchool Group LLC and/or its affiliates.  
All rights reserved. All trademarks are either owned or licensed by PowerSchool Group LLC and/or its affiliates.  
PowerSchool.com

4 – You should be notified that you PowerSchool ID is created and ready to use. Click the CONTINUE TO UNIFIED CLASSROOM SIGN IN.



**That was easy! You're all set.**


 Your new PowerSchool ID is ready to use.

Here's how to get into Unified Classroom next time.

PowerSchool ID  
homer20simpson20@gmail.com

Unified Classroom URL  
<https://classroom.powerschool.com>

[Continue to Unified Classroom Sign In](#)

 PowerSchool

Copyright © PowerSchool Group LLC and/or its affiliates.  
All rights reserved. All trademarks are either owned or licensed by PowerSchool Group LLC and/or its affiliates.  
PowerSchool.com

5 - Enter your email address that you just used on the previous step as the PowerSchool ID and the password that you just created and click SIGN IN.

**Welcome to Unified Classroom!**

Sign in with your PowerSchool ID.


PowerSchool ID  
homer20simpson20@uticak12.org


Password  
••••••••

[Forgot Password?](#)

**Sign In**

— OR —

 Sign In With Microsoft

 Sign In With Google

If you do not have a PowerSchool ID  
Start the process of creating a PowerSchool ID by starting in your PowerSchool SIS.  
Contact your administrator if you need the address of your PowerSchool SIS.

6 – Press the I HAVE A USERNAME AND PASSWORD IN MY DISTRICTS POWERSCHOOL PARENT PORTAL button.

**Welcome to Unified Classroom!**

Your account is not connected to your student. Please select one of the options below.

**I have an Access ID**


An access ID was either mailed, emailed, or given to you.  
If you don't have an access ID, contact your school administrator.

— OR —

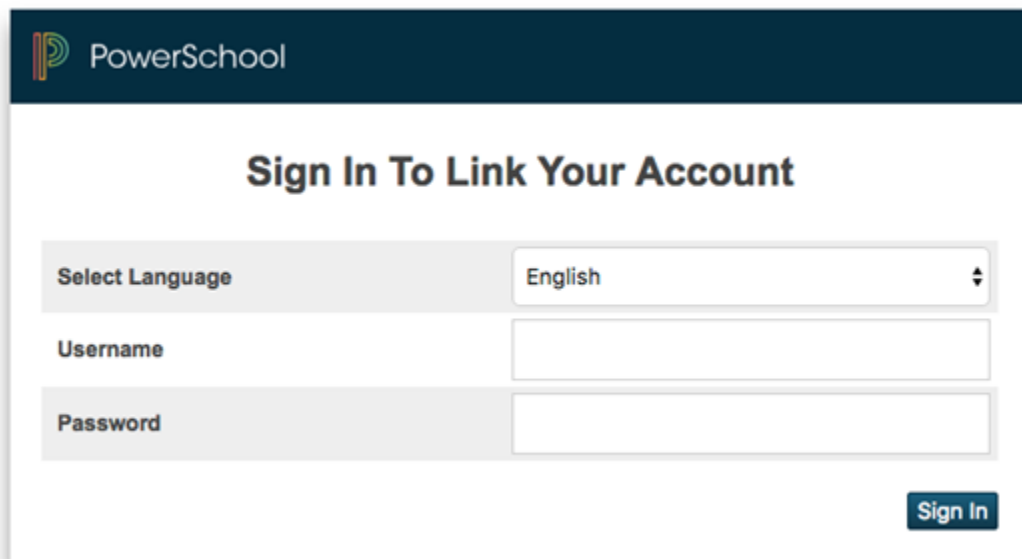
**I have a Username and Password in my District's PowerSchool Parent Portal.**

You will be redirected to the PowerSchool Parent Portal.

You can [Sign out](#) and come back later to complete this process.

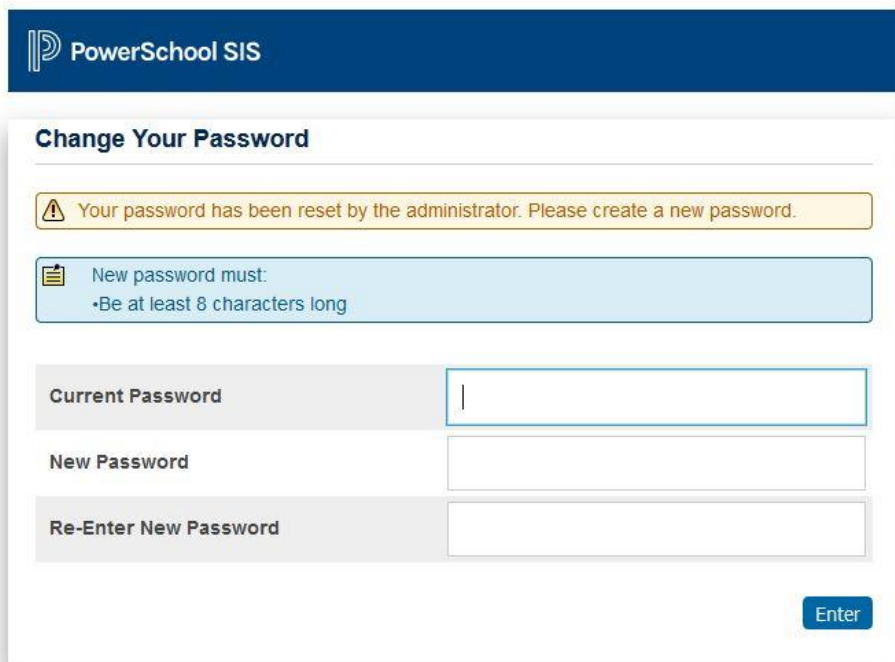
 PowerSchool

7 – Enter your Username: (ask the school office if you do not know it) and Password: that goes with this username (or ask the school office to reset it) and click NEXT



The image shows a web form titled "Sign In To Link Your Account" under the PowerSchool logo. The form includes a "Select Language" dropdown menu set to "English", a "Username" text input field, and a "Password" text input field. A "Sign In" button is located at the bottom right of the form.

8 – You will only see this screen if your original parent portal password was reset. If it was reset, you now are required to change the password to what you would like it to be. It can be the same as your Unified Classroom password. Please enter the original password you entered in step 7 and then enter your new password in the 2nd and 3rd boxes. Click Enter.



The image shows a web form titled "Change Your Password" under the PowerSchool SIS logo. At the top, a yellow warning box states: "Your password has been reset by the administrator. Please create a new password." Below this, a light blue box lists requirements for the new password: "New password must: •Be at least 8 characters long". The form contains three input fields: "Current Password", "New Password", and "Re-Enter New Password". An "Enter" button is positioned at the bottom right.

9 – After clicking Continue, you should receive the following message:



Once the data is loaded you will be taken automatically to the dashboard of your student/students.

To get to Unified Classroom in the future:

Website: <https://classroom.powerschool.com>

Your PowerSchool ID is your email address